

Distributed Information Management

Daniel Kocher

Salzburg, Summer semester 2024

Department of Computer Science
University of Salzburg



Part II

Data Processing

Literature:

- Silberschatz et al. *Database System Concepts*. McGraw Hill, Sixth Edition, 2010. In particular Chapter 10 – *Big Data*.

Credits¹: These slides are partially based on slides of other lectures.

- Slides of Silberschatz et al. *Database System Concepts*. McGraw Hill, Sixth Edition, 2010. In particular Chapter 10 – *Big Data*.

¹Feedback credits: Werner Dähn

Introduction

“**Big data**” does not fit into the memory of a single machine but needs to be **processed**.
→ Requires a **higher degree** of **distribution** and **parallelism**.

Big Data Properties - “The Three Vs”:²

- **Volume:** Thousands of machines (nodes) are required to store and process the data (e.g., volume increase by factor 300× from 2005 to 2020).
- **Velocity:** Data arrives at a very high pace (*fast data*) and needs to be processed immediately to respond to certain events (e.g., real-time, batches, ...).
- **Variety:** Different data formats are used for different purposes and may need to be processed collectively (e.g., logs, the actual data of an application, video, pdf, ...).

²Big data characteristics: https://en.wikipedia.org/wiki/Big_data#Characteristics

The web and its various applications → Web logs.

- Recommendations
- User interaction patterns
- Advertisement
- ...

Smartphone apps and data about the user interactions.

Internet of things:³ Sensors report data continuously and at a very high pace

Data from **social media platforms**.

Meta data in communication networks to predict/prevent problems.

³Internet of Things: https://en.wikipedia.org/wiki/Internet_of_things

Related to database systems and different solutions to **process large amounts of data**.

Problems?

- Satisfying the **performance requirements** is not easy.
 - Parallelism
 - Load balancing
 - ...
- Dealing with **failures in distributed environments** is not trivial.
- ...

Goal: A framework that implements these **functionalities transparently**.

- Facilitate **complex** data processing **tasks**.
- Transparent and automatic **parallelization** of the tasks.
- Built-in and transparent **fault tolerance**.

In *Part I – Data Management*, we covered:

- Different **models** and **systems** to store complex data.
- **Parallel** and **distributed** database systems.
- **Fragmentation** (aka *sharding*) and **replication**.

We have **not yet** heard about **distributed file systems**.

Every computer/operating system has a **local file system (FS)**. Effectively, the file system takes care of **how the data is stored** on your hard disk and **how** the user can **retrieve it**. Furthermore, the FS implements a **common interface** to access the files.

A **distributed file system (DFS)** provides the **same functionality** across a **cluster of nodes transparently**, i.e., the user interacts with the DFS as if it would be a local FS.

Examples: The Google File System (GFS)⁴ and the Hadoop File System (HDFS)⁵.

⁴GFS: https://en.wikipedia.org/wiki/Google_File_System

⁵HDFS: https://en.wikipedia.org/wiki/Apache_Hadoop#Hadoop_distributed_file_system

Designed to **store very large files** (up to hundreds of gigabytes).

A **file** is split into **k blocks B_1 – B_k** , which are then **distributed across multiple nodes**. Techniques like fragmentation and replication are often used in combination to provide high availability.

Functionality:

- Hierarchical organization (i.e., directory structures).
- File reconstruction (i.e., mapping a filename to the distributed blocks).
- Access to a distributed file (through the filename).

The MapReduce Framework

Introduction

A generic framework (or paradigm) for a common situation in parallel computing:
Apply a function to each of our data items.

Specifically, we want to **apply two functions** one after another:

1. Apply a first function to each data item, the **map() function**.
2. Apply a second function to each result item of (1), the **reduce() function**.



Task: Count the occurrence of each word in a collection of files.

1. Single file on a single machine (node)
2. Multiple files on multiple nodes

Task: Count the occurrence of each word in a collection of files.

1. Single file on a single machine (node) \Rightarrow Straightforward.
2. Multiple files on multiple nodes \Rightarrow Not that easy ...

Example – WordCount with MapReduce

Input file:

There is only one Lord of the Ring, only one who can bend it to his will.

Desired Result:

Word	Count	Word	Count	Word	Count	Word	Count
There	1	is	1	only	2	one	2
Lord	1	of	1	the	1	Ring	1
who	1	can	1	bend	1	it	1
to	1	his	1	will.	1		

Specify the **core logic** through two complementary functions, `map()` and `reduce()`.

Example – WordCount with MapReduce

Step 1: The `map()` function is **invoked on each input record**, and produces one or more **intermediate data items**. Each intermediate data item is a **key-value pair** (**rkey, value**).

Example – WordCount with MapReduce

The map() Function:

```
1 # Pseudocode in Python-like syntax.
2 def map(line):
3     # Each line is a record; split by whitespace.
4     for word in line.split():
5         # Output the intermediate data item.
6         # emit(x, y) is a pseudo function that outputs a pair (x, y).
7         emit(word, 1)
```

Listing 1: Simplified Python code for the map() function.

Output:

```
("There", 1), ("is", 1), ("only", 1), ("one", 1), ("Lord", 1),
("of", 1), ("the", 1), ("Ring", 1), ("only", 1), ("one", 1),
("who", 1), ("can", 1), ("bend", 1), ("his", 1), ("will.", 1)
```

Example – WordCount with MapReduce

Step 1: The `map()` function is **invoked on each input record**, and produces one or more **intermediate data items**. Each intermediate data item is a **key-value pair** (`rkey, value`).

Step 2: (`rkey, value`) pairs are **grouped based on the key**, i.e., data items with the same key are grouped together. This results in **one list per key**, (`rkey, valuelist`).

Example – WordCount with MapReduce

(rkey, value) Pairs:

```
("There", 1), ("is", 1), ("only", 1), ("one", 1), ("Lord", 1),  
("of", 1), ("the", 1), ("Ring", 1), ("only", 1), ("one", 1),  
("who", 1), ("can", 1), ("bend", 1), ("his", 1), ("will.", 1)
```

(rkey, valuelist) Pairs:

```
("There", [1]), ("is", [1]), ("only", [1,1]), ("one", [1,1]), ("Lord", [1]),  
("of", [1]), ("the", [1]), ("Ring", [1]), ("who", [1]), ("can", [1]), ("bend", [1]),  
("his", [1]), ("will.", [1])
```

Example – WordCount with MapReduce

Step 1: The `map()` function is **invoked on each input record**, and produces one or more **intermediate data items**. Each intermediate data item is a **key-value pair** (**`rkey, value`**).

Step 2: (*rkey, value*) pairs are **grouped based on the key**, i.e., data items with the same key are grouped together. This results in **one list per key**, (**`rkey, valuelist`**).

Step 3: The `reduce()` function is **invoked on each (`rkey, valuelist`) pair** and typically **aggregates** the results for a specific *rkey* (i.e., word).

Example – WordCount with MapReduce

The reduce() Function:

```
1 # Pseudocode in Python-like syntax.
2 def reduce(rkey, valuelist):
3     count = 0 # total number of occurrences
4     for value in valuelist:
5         count = count + value
6     # Output the final word count.
7     # emit(x, y) is a pseudo function that outputs a pair (x, y).
8     emit(rkey, count)
```

Listing 2: Simplified Python code for the reduce() function.

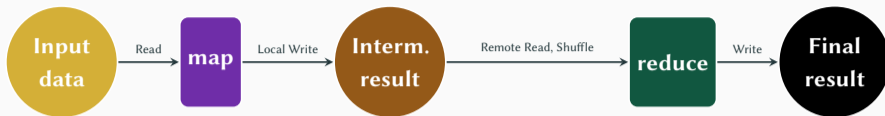
Final Result:

```
("There", 1), ("is", 1), ("only", 2), ("one", 2), ("Lord", 1),
("of", 1), ("the", 1), ("Ring", 1), ("who", 1), ("can", 1), ("bend", 1),
("his", 1), ("will.", 1)
```

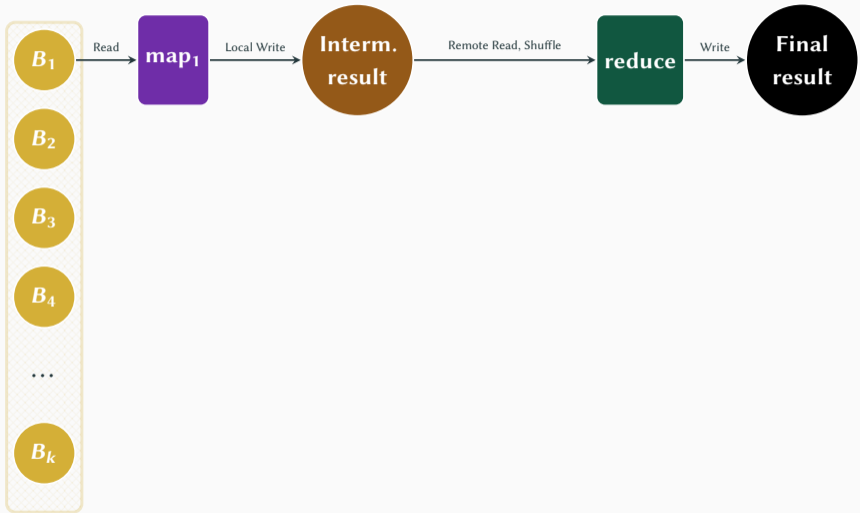
What about multiple files on multiple machines?

What about parallelism?

The MapReduce Framework

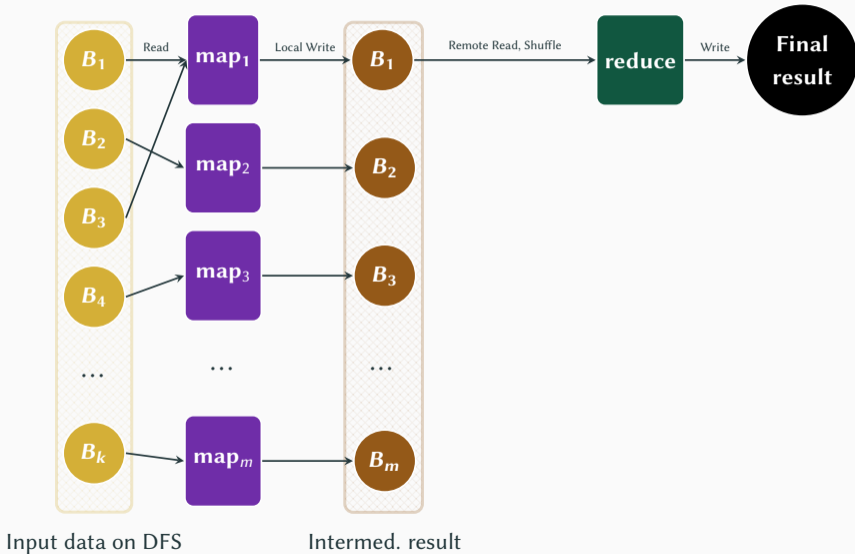


The MapReduce Framework

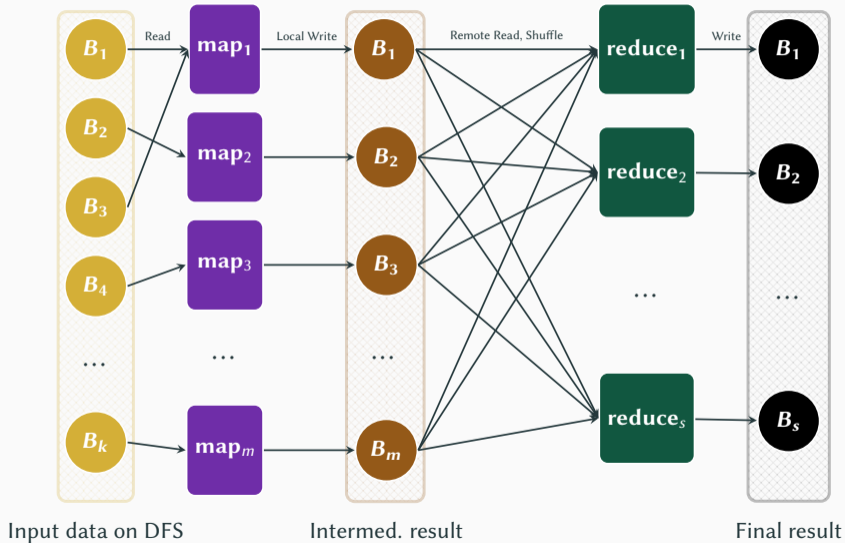


Input data on DFS

The MapReduce Framework



The MapReduce Framework



The MapReduce Framework

Each task (map/reduce) runs on a node, i.e., a node can be mapper *and* reducer.

Traditionally, MapReduce is **disk-based**, i.e., the input data for a map/reduce task is read from hard disk and the (intermediate) result is flushed back onto hard disk.

Disclaimer: MapReduce is not the solution to all problems.

- Other systems (incl. DBs) may be beneficial for particular problems.
- **MapReduce is stateless**, i.e., mappers/reducers are unaware of other mappers/reducers \Rightarrow Not ideal for iterative algorithms.

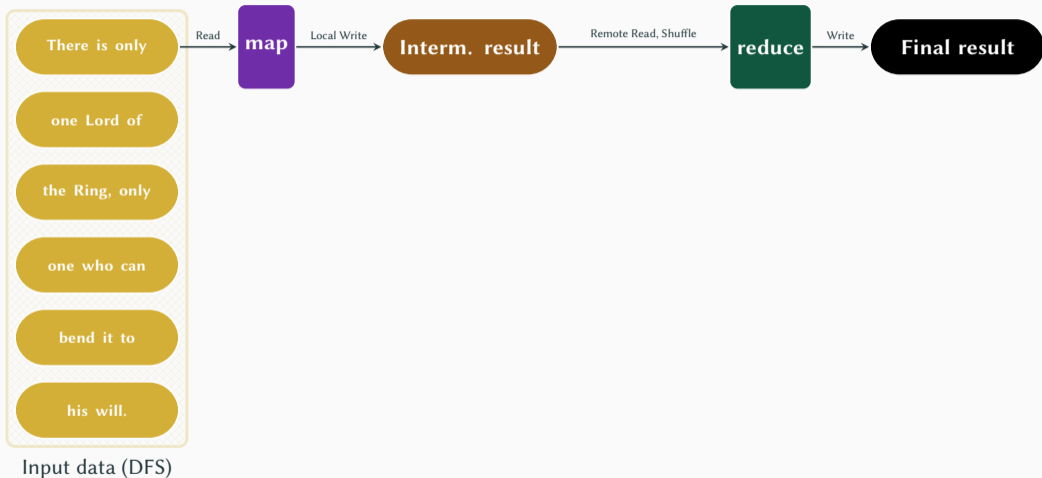
Many parallel programming frameworks are based on the idea of MapReduce⁶, e.g., Apache Hadoop, Apache Spark, Apache Flink, ...

⁶MapReduce: Simplified Data Processing on Large Clusters: <https://research.google/pubs/pub62/>

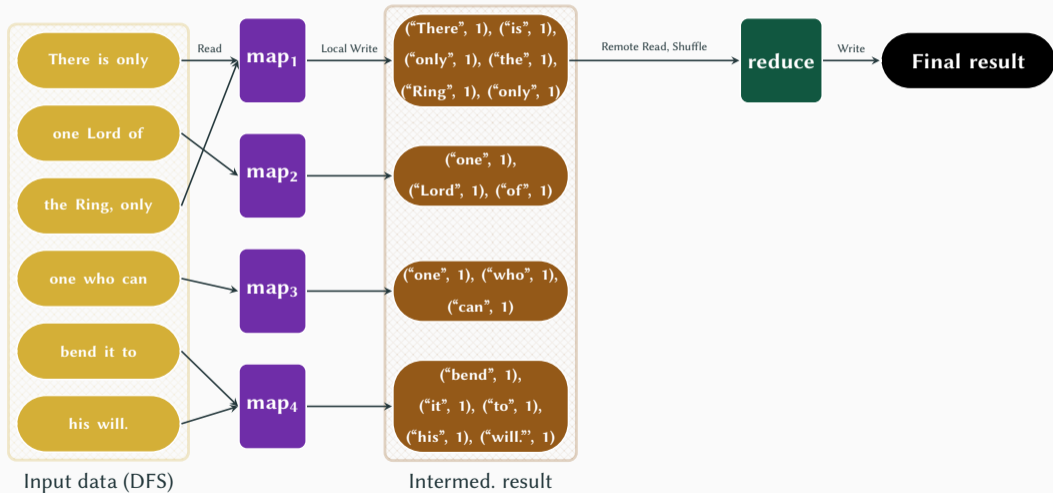
WordCount with Parallel MapReduce



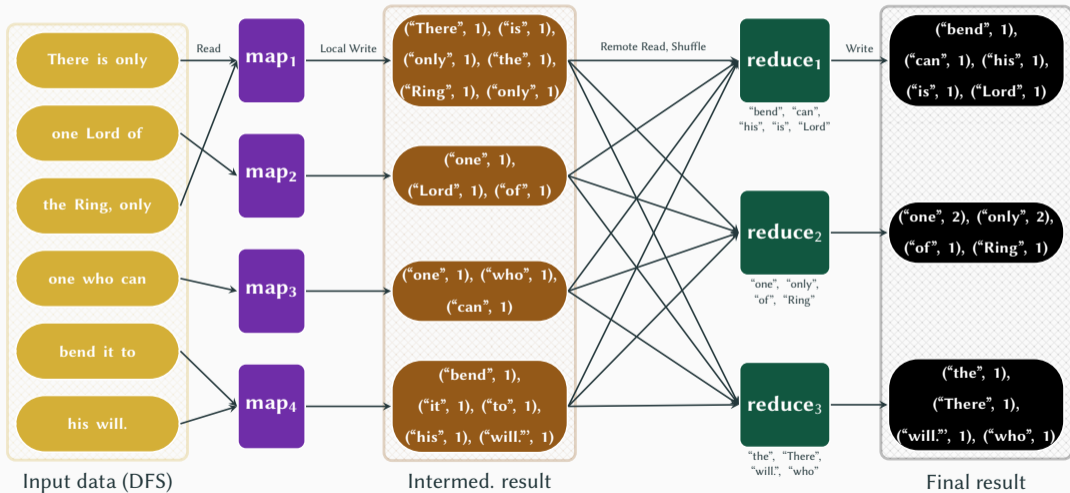
WordCount with Parallel MapReduce



WordCount with Parallel MapReduce



WordCount with Parallel MapReduce

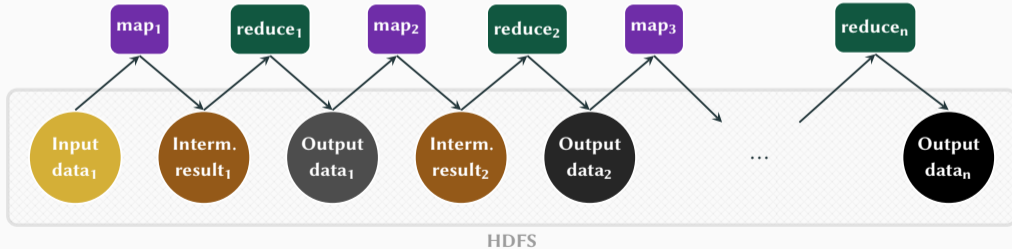


MapReduce in MongoDB

The MapReduce Framework – Caveat

Communication: Jobs run in isolation.

Shuffling large amounts of data: Performance and horizontal scalability often suffers due to communication overhead (bound by network I/O speed), e.g., two clients $\Rightarrow \frac{1}{2}$ bandwidth, four clients $\Rightarrow \frac{1}{4}$ bandwidth.



Workloads and Challenges

Batches vs. Streams – Revisited

Batch Data: A **batch** is a large but **bounded static dataset**. Before data can be processed, all data must be completely available (e.g., on hard disk).

Streaming Data: A **stream** is an **unbounded evolving dataset**. Data items are processed as they stream into the system one after another, i.e., the data does not have to be completely available.

We wait until a **batch of data** (i.e., a block of data) is accumulated and then we **process the data in the batch all at once**. For example, we could analyze the data that accumulates over one hour.

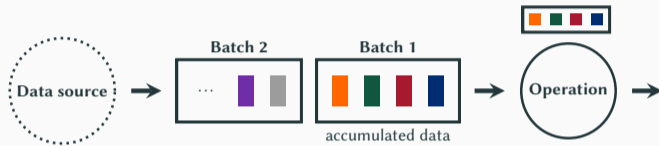
Data is stored but not processed at arrival. In some scenarios, we must rely on these batches, e.g., when the “full” batch provides more insights.

A **state is often transferred** from one batch to the next.

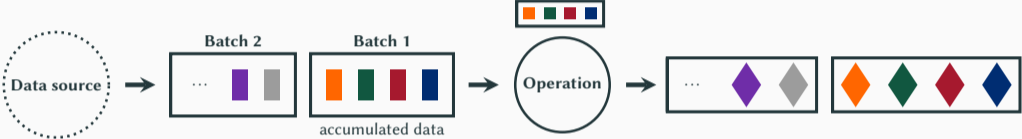
Batch Processing



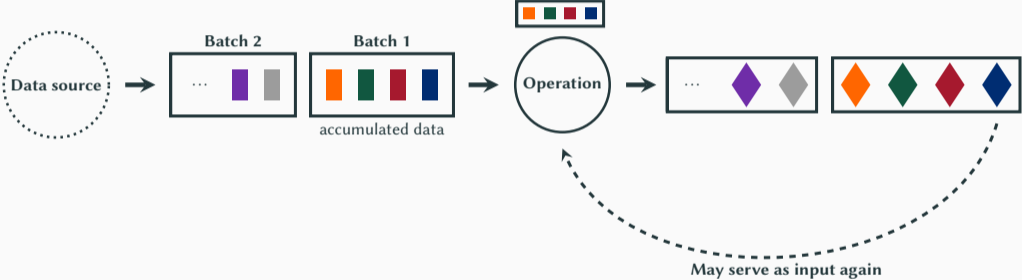
Batch Processing



Batch Processing



Batch Processing



We do not wait for the data to accumulate but **process each single data item continuously** (at arrival). This allows a real-time response and typically involves simple transformations.

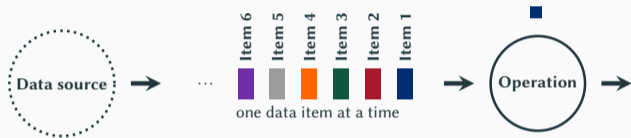
Stream processing is used **if the data naturally arrives** in a continuous **stream** (e.g., twitter) or if we build a **data-driven system** that needs to **respond quickly** (e.g., fraud detection).

Traditional stream processing is stateless, but modern systems (e.g., Apache Flink) also implement stateful stream processing.

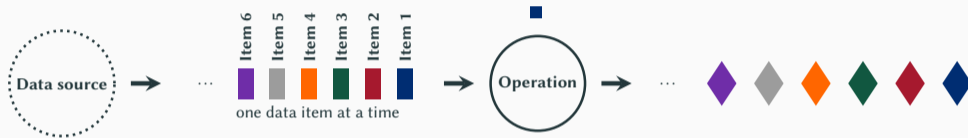
Stream Processing



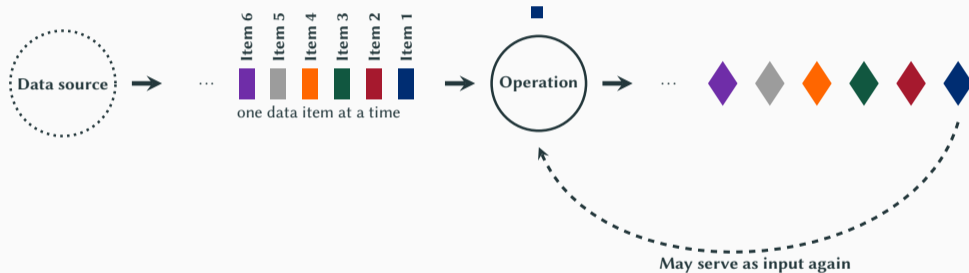
Stream Processing



Stream Processing



Stream Processing



Stateless Processing: The **current operation processes the input data independently**, i.e., without considering preceding executions. The independence of the state makes it easier to scale.

Stateful Processing: **Preceding executions may influence** the outcome of the current execution, i.e., processing history is taken into account. Recording and respecting the state makes it harder to scale.

Systems Potpourri



Open-source implementation of the **MapReduce paradigm** that is designed as **batch processing system**.

- Supports a **linear data flow** but does not support iterative processing (i.e., loops).
- Is a **disk-based system** (HDFS), thus typically slower than in-memory systems.
- Scales to tens of thousands of machines (with commodity hardware).
- The **Hadoop ecosystem**⁷ is quite large.

⁷Hadoop Ecosystem: <https://hadooecosystemtable.github.io/>

⁸Apache Hadoop: <https://hadoop.apache.org/>

Open-source **parallel processing system** that is designed as **micro-batch processing** system mainly for analytics operations.

During **computation**, the **data** is kept **in main memory (RAM)**, thus Spark is typically faster than Apache Hadoop. If the data does not fit into RAM, it falls back to disk storage (e.g., using HDFS) and provides similar performance to disk-based systems.

- Supports **iterative processing** (e.g., machine learning).
- **Generalizes MapReduce** and integrates into the Scala programming language.
- **Supports stream processing** with micro-batches (time-based windows).
- Performance heavily relies on main memory.

⁹Apache Spark: <https://spark.apache.org/>

Spark implements the concept of so-called **resilient distributed datasets (RDDs)**. An RDD is an immutable distributed collection of data elements that is partitioned across multiple nodes (for fault tolerance).

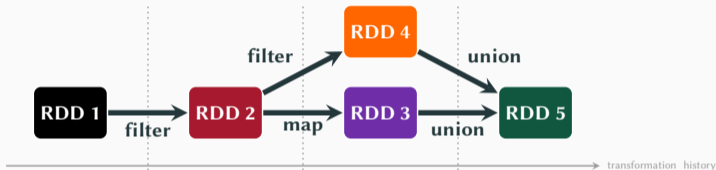
RDDs allow **in-memory transformations and actions**. Transformations are **applied in a lazy fashion**, i.e., they are not executed immediately but tracked in a **lineage graph**. This improves performance and implements the fault tolerance.

For the interested reader, we refer to the official publications on Apache Spark^{10 11}.

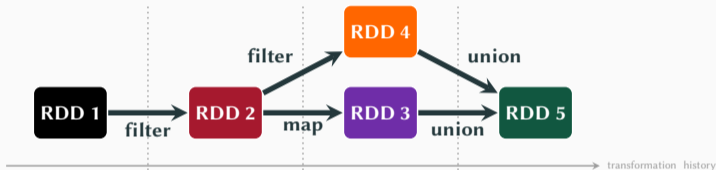
¹⁰Spark: https://people.csail.mit.edu/matei/papers/2010/hotcloud_spark.pdf

¹¹RDDs: https://people.csail.mit.edu/matei/papers/2012/nsdi_spark.pdf

Lineage Graph: A graph that encodes how an RDD was derived (usually from stable storage), e.g., RDD 2 was derived from RDD 1 (which may represent some input file).

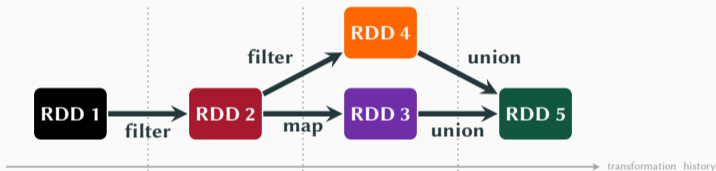


Lineage Graph: A graph that encodes how an RDD was derived (usually from stable storage), e.g., RDD 2 was derived from RDD 1 (which may represent some input file).



Lazy Evaluation: Only actions trigger execution, transformations are recorded in the lineage graph \Rightarrow More potential for optimizations (all transformations are known).

Lineage Graph: A graph that encodes how an RDD was derived (usually from stable storage), e.g., RDD 2 was derived from RDD 1 (which may represent some input file).



Lazy Evaluation: Only actions trigger execution, transformations are recorded in the lineage graph \Rightarrow More potential for optimizations (all transformations are known).

Fault Tolerance: Lost RDDs can be recomputed from other RDDs using the lineage graph, i.e., lost data is recovered without replication.

For a **table-like abstraction**, Spark implements **dataframes**. A dataframe is an immutable distributed collection of data elements (like RDDs), but the **data is organized in columns** (RDDs store unstructured data).

```
1 df = spark.read.json("members.json")
2 df.show()
3 # Prints the "schema", i.e., the types of keys + values
4 df.printSchema()
```

Listing 3: Simplified Python code for table-like abstraction in Spark.

```
+-----+-----+-----+
| name      | employment | department |
+-----+-----+-----+
| Daniel Kocher| Postdoc.   | CS         |
| Thomas Hütter| Postdoc.   | CS         |
| Tijn De Vos  | PhD Student| CS         |
| ...         | ...       | ...       |
+-----+-----+-----+
```

```
root
 |-- name: string (nullable = true)
 |-- employment: string (nullable = true)
 |-- department: string (nullable = true)
```

Apache Spark – Lazy Evaluation

```
1 # Lazy evaluation: filter(.) and select(.) are tracked in the lineage graph
2 dffil = df.filter($"employment" == "PhD_Student")
3 dfsel = dffil.select($"name", $"department")
4 # Only .show() triggers actual execution.
5 dfsel.show()
```

Listing 4: Simplified Python code for table-like abstraction in Spark.

name	department
Tijn De Vos	CS

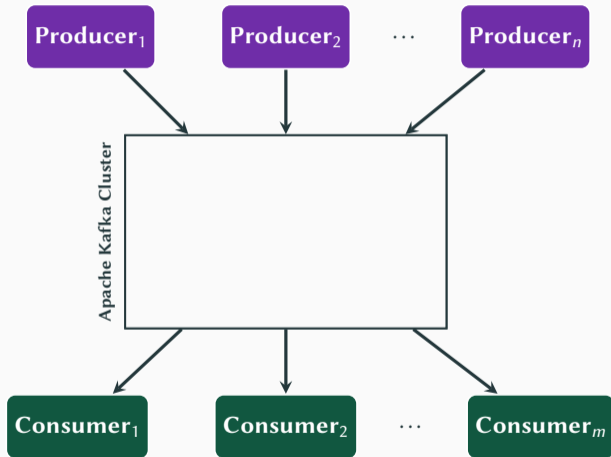
Initially developed by LinkedIn, Apache Kafka¹² is a **powerful building block** in many large-scale **data processing pipelines**. At its core, it is a **distributed and fault-tolerant logging system** (distributed transaction log).

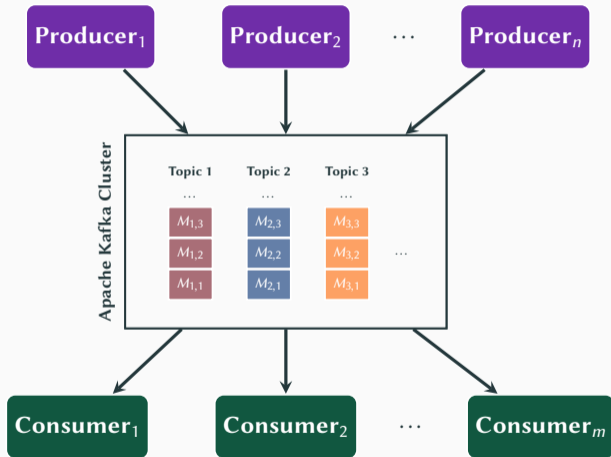
The internals are comparable to the logging mechanism in a database system (i.e., log entries are stored in order in an append-only fashion).

Producer-Consumer Paradigm: *Producer* applications send (produce) messages to a Kafka node. Messages are stored by “topic” and *consumer* applications subscribe to topics to retrieve (consume) the messages from the queues they subscribed to.

¹²Kafka: <https://www.microsoft.com/en-us/research/wp-content/uploads/2017/09/Kafka.pdf>

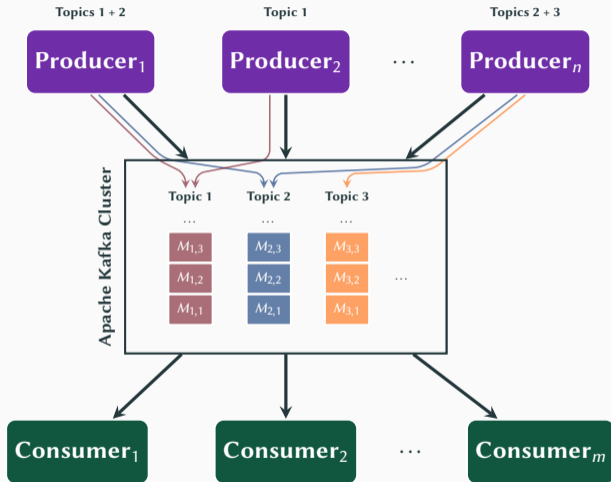
¹³Apache Kafka: <https://kafka.apache.org/>





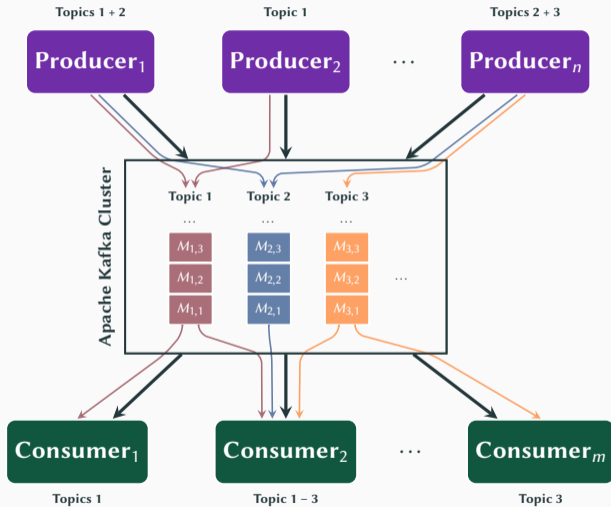
$M_{i,j}$... *j*-th message of topic *i*

Apache Kafka



$M_{i,j}$... j -th message of topic i

Apache Kafka



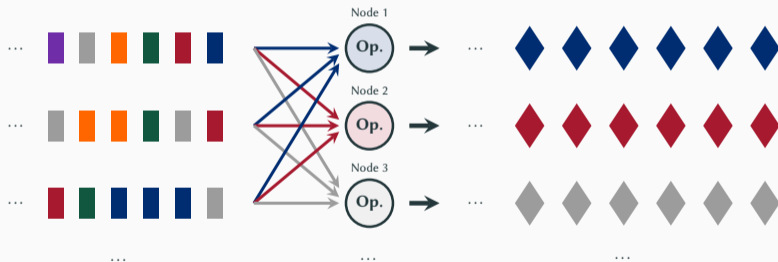
$M_{i,j}$... j -th message of topic i

Open-source **parallel processing system** that is designed as **native stream processing system**.

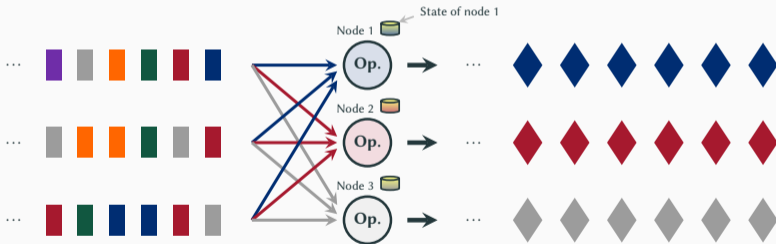
- The streaming architecture supports **iterative processing** (e.g., machine learning).
- Unified framework for processing batches and streams.
- Can operate in a **stateful or stateless** computation mode.
- Implements fault tolerance through checkpoints/snapshots.

¹⁴Apache Flink: <https://flink.apache.org/>

Distributed Stream Processing: Data items in the streams are grouped and distributed based on a key (cf. colors). Each node is responsible for a specific key range.

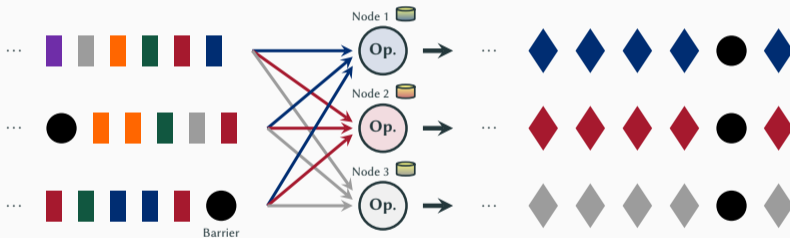


Stateful Distributed Stream Processing¹⁵: The **state** is **accumulated** and **maintained over time** in a distributed manner by **co-locating it** (i.e., storing it on the node that runs the operation).

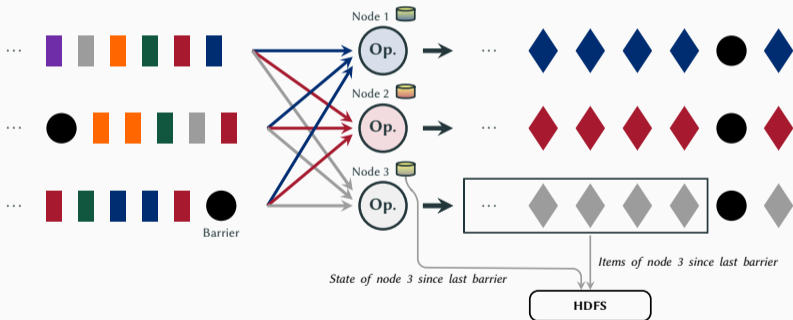


¹⁵Simplified description. Details: <https://flink.apache.org/features/2017/07/04/flink-rescalable-state.html>

Fault Tolerance¹⁶: Special items called **barriers** are injected into the streams and force the nodes to **write a checkpoint of data and state** onto (distributed) durable storage (e.g., HDFS). **Node i** records its data and state since the **last barrier** was processed.



Fault Tolerance¹⁶: Special items called **barriers** are injected into the streams and force the nodes to **write a checkpoint of data and state** onto (distributed) durable storage (e.g., HDFS). **Node i** records its data and state since the **last barrier** was processed.



¹⁶Simplified description. Details: https://ci.apache.org/projects/flink/flink-docs-release-1.1/internals/stream_checkpointing.html

Formerly known as SystemML (developed by IBM). Apache SystemDS is a **distributed machine-learning (ML) system** that scales to large clusters. Its focus is on the **integration of the entire data science lifecycle** (i.e., data integration, cleaning, and preparation; ML model training; serving the data).

SystemDS^{17 18} bridges the gap from simple ML algorithms written in R/Python to executing the ML algorithm at scale on a large cluster. It provides a **declarative language for ML** and can execute in-memory on a single machine or on a Spark cluster.

¹⁷Inside Apache SystemDS: <https://www.youtube.com/watch?v=n3JJP6UbH6Q>

¹⁸SystemDS: <http://cidrdb.org/cidr2020/papers/p22-boehm-cidr20.pdf>

¹⁹Apache SystemDS: <https://systemds.apache.org/>